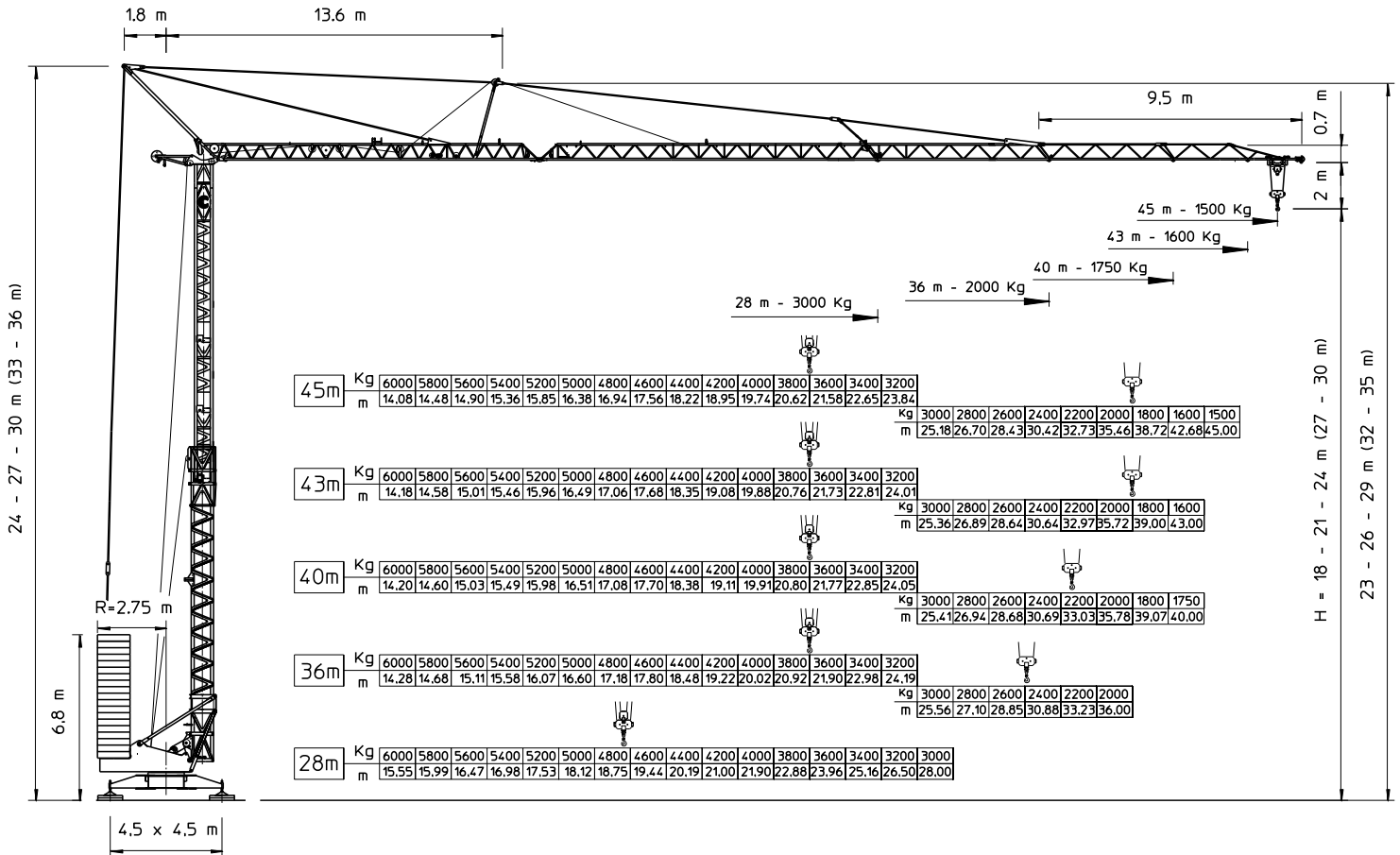


Conducta Eurokran 4515

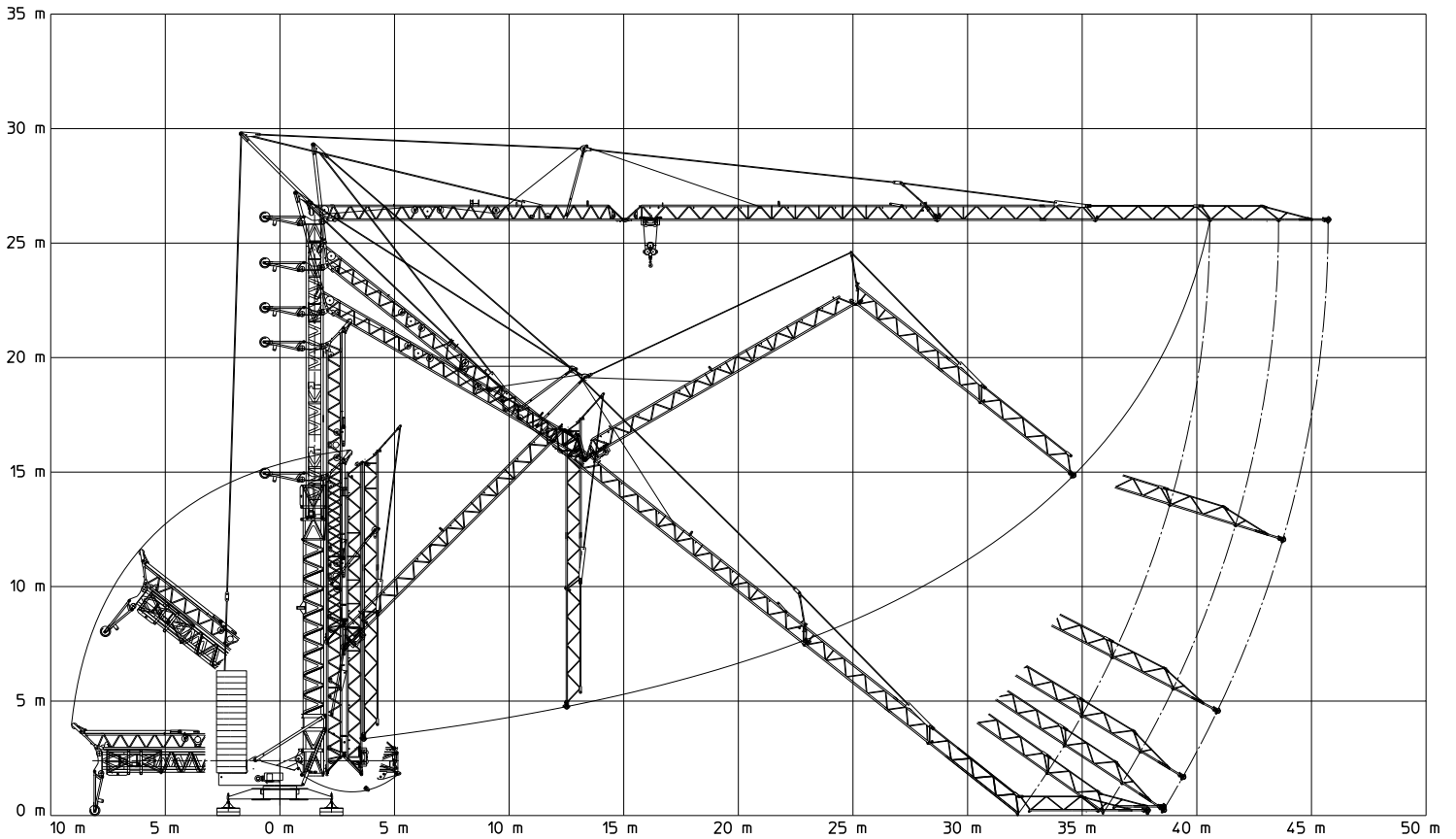


Sbraccio - Ausladung Luffing - Flechè	Portata - Tragkraft - Load - Charges							
	Kg	6000	3000	2000	1750	1600	1500	
28,0 m	m	15,55	28,0					
36,0 m	m	14,28	25,56	36,0				
40,0 m	m	14,20	25,41		40,0			
43,0 m	m	14,18	25,36			43,0		
45,0 m	m	14,08	25,18				45,0	
18,5 Kw Inverter		>	5 m/min					3000 kg
		>>	17 m/min					3000 kg
		>>>	25 m/min					3000 kg
		>>>>	37 m/min					1900 kg
		>>>>>	70 m/min					400 kg
4 Kw Inverter		>	2,5 m/min					6000 kg
		>>	8,5 m/min					6000 kg
		>>>	12,5 m/min					6000 kg
		>>>>	18,5 m/min					3800 kg
		>>>>>	35 m/min					800 kg
6 Kgm Inverter		>	15 m/min					6000 kg
		>>	30 m/min					4000 kg
		>>>	60 m/min					1600 kg
		0,2 / 0,4 / 0,6 / 0,8 1/min						

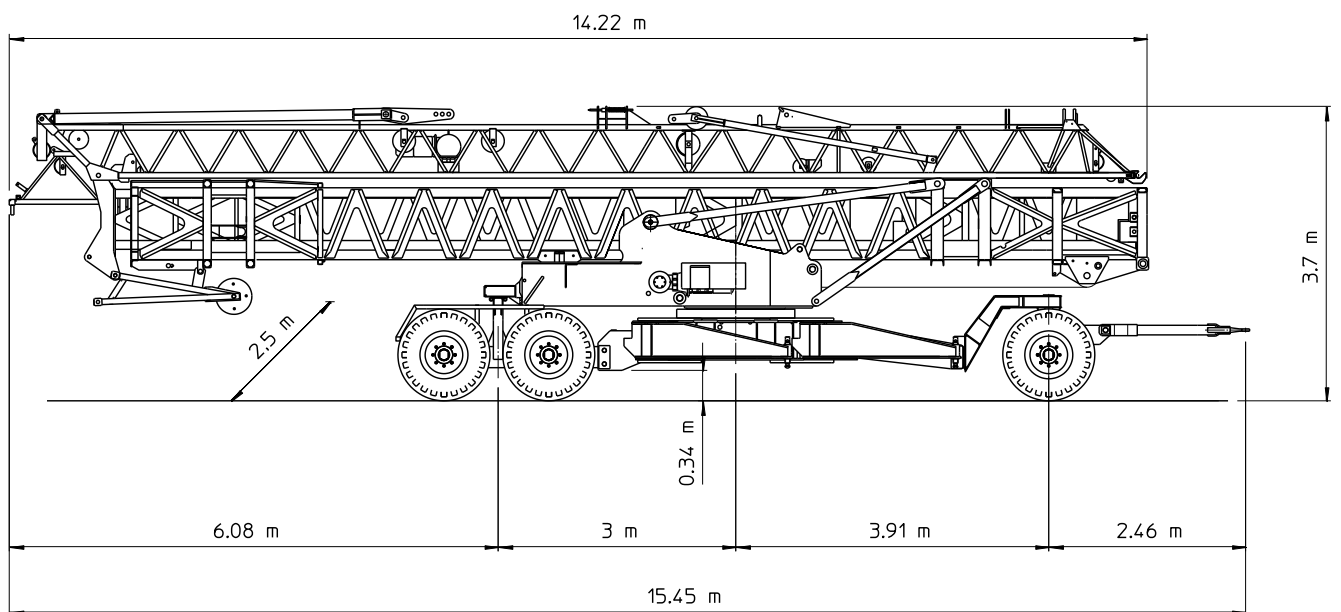
Hakenhöhe hauteur s/crochet altezza al gancio height of hook	18,0 m 21,0 m 24,0 m (27-30 m)	
Gegenballast contre poids zavorra contrappeso counterweight	H (m)	t
	18 > 24	34,74
	27 > 30	36,67
Drehradius rayon de giration arriere raggio di rotazione rotating radius	2,75 m	
Konstruktionsgewicht poids de la grue peso della gru structural weight	19.7 t	
Abstützung ecartement scartamento gauge (track)	4,5 x 4,5 m	
Eckdruck pression d'angle pressione su uno stabilizzatore corner pressure	37,5 t	
Gesamt-Motorenleistung puissance totale des moteurs forza motrice totale total motor output	25 kW 400 V - 50Hz	
Kabelquerschnitt section du cable sezione del cavo sottogomma cable section	4x16 mm ²	

Conducta Eurokran 4515

Montage-Montage-Montaggio-Erection



Transport-Transport-Trasporto-Transport



Conducta I-36015 Schio (VI)
Telefono 0445 57 62 29
Telefax 0445 57 53 20
Mail info@conducta.it

Scheda E 4515_05_17

Konstruktionsänderungen vorbehalten !
Sous réserves de modifications !
Si riservano modifiche !
Subject to alterations !